1 the island

Essential

ADD

- 1x White 8x16 plate | kit 45345

The long white plate, narrow across and long away from you.



Check: A white rectangle 8 studs wide and 16 studs deep, pointing away from you.

2 the drop zone

Essential

ADD

- 2x Bright Red 2x4 tile | kit 45345

Two red tiles side by side in the middle. One solid square, no gaps.



Check: A red square in the middle of the plate, four studs each way, with two studs of white left on each side. Run a finger over it -- flat and smooth all the way.

3 the walls

Essential

ADD

- 2x Bright Green 1x16 Technic brick | kit 45345

A green wall each side of the red, one white row outside each. Red touches both.



Check: Two green walls with a lane between them, and one bare white row outside each wall. The red square now reaches from one wall to the other, touching both.

4 the trees

Essential

ADD

- 2x Dark Green round 2x2 brick, 2x Dark Green bush | kit 45345

One brick and one bush at each end of the lane, both on the middle.

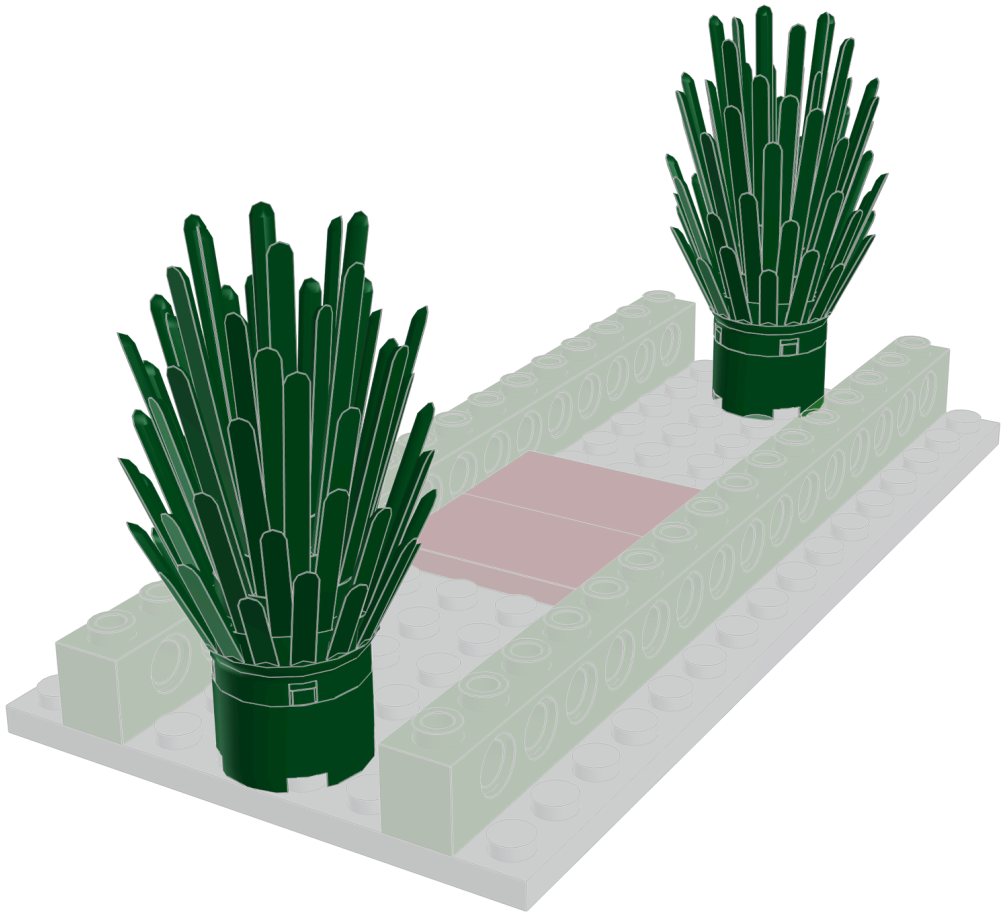

Check: Two trees, one at each end, both in the middle of the lane. Look down the lane from one end -- the other tree is straight ahead and the red band is between them. That is the flight path.

5 the ranger

Essential

ADD

- 1x Bright Orange minifigure legs, 1x Bright Green minifigure torso | kit 45345

Stand her in the lane past the red, facing you.



Check: A figure with no head yet, standing on its own, facing you, with the red band in front of her feet.

6 her head

Essential

ADD

- 1x Bright Yellow minifigure head, 1x Medium Nougat wig | kit 45345

Head onto the neck peg, then the hair.



Check: She stands without wobbling and looks down the lane at the drop zone.

7 the controller

Essential

ADD

- 1x Black camera | kit 45345

Clip the black block into both hands, held up in front.



Check: Both hands are on it and it stays put when you turn her round.

8 the frog

Essential

ADD

- 1x Dark Green frog | kit 45345

The frog goes on the white behind the red, off to one side.



Check: The frog is on the white, not the red.

9 the grass

Essential

ADD

- 2x Bright Green grass stem | kit 45345

One tuft on the bare row outside each wall. Neither in the lane.



Check: Two green tufts, both outside the walls, neither in the lane and neither leaning over the red.

10 fly the mission

(none -- the island is finished)

ADD

- (none)

Load a red ball, fly in over one tree and straight down the lane.

Put the finished Seed Drone in your hands, load one red ball in its tray, and start the program. Fly in low over one tree and straight down the lane, keeping the sensor under the drone pointing down.

Check: As the sensor crosses the red, the tray tips, the ball drops on the drop zone, and the drone plays its sound. Lift away, and it is ready to go again.